

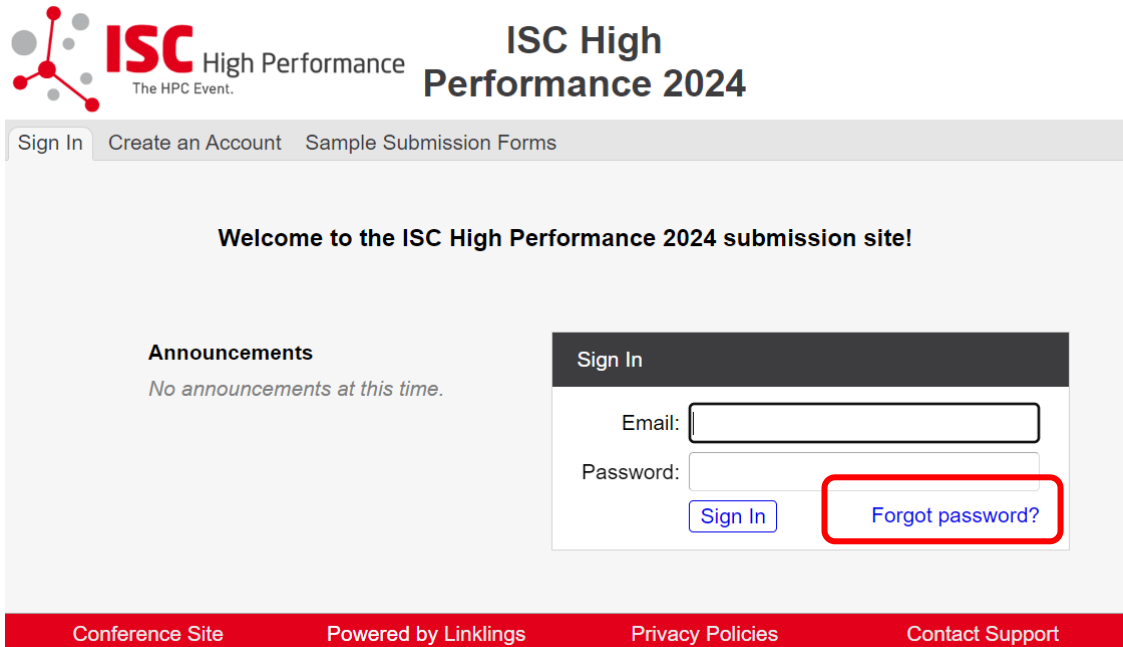
Submitting Your Focus Session (Panel Style) Slides

January 2024

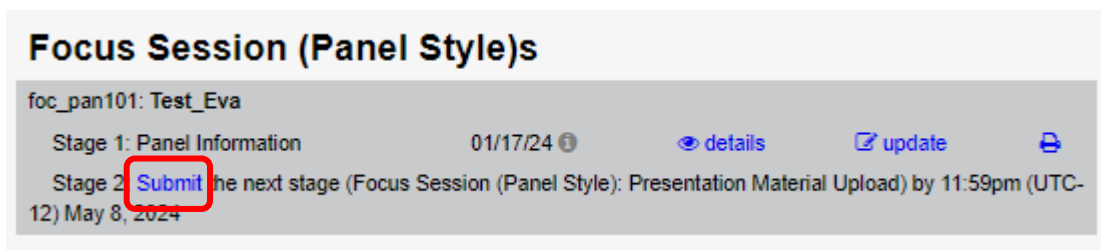
tanja.gruenter@isc-events.com

STEP 1: Follow the [link](#) to the Linklings login page.

STEP 2: Enter your account information and log in. If you forgot your password, please use the “Forgot password?” function.



STEP 3: After logging in, the “My submissions” page will open. Click on “Submit” next to “Stage 2” in the Focus Session (Panel Style) section.



STEP 4: Read the instructions carefully and upload your Focus Session (Panel Style) slides. Once you are ready to submit your information, **click “Submit”**. **Please make your submission by May 8, 2024.**

[My Submissions](#) [Make a New Submission](#) [My Conflicts](#)

Focus Session (Panel Style) Presentation Material Upload Form

following stage 1 of foc_pan101

Submissions close in 112 days, 18 hours, 23 minutes.

⚠ Required fields are shown in red, with an asterisk (*).

Please upload your final presentation material (**one file that includes all panelists slides**) until **May 8, 2024**.

The information provided as part of your submission will be included in the ISC 2024 schedule. All materials submitted will be available to registered conference participants only within our event platform Swapcard and NOT publicly accessible.

For any questions, please send an email to tanja.gruenter@isc-group.com

Your presentation has to be in 16:9 and should be saved in PowerPoint 2019 (or lower), LibreOffice or PDF.

The **ISC Group title slide** should be included at the start of your presentation and cover the slide fully.

If you would like to use your own fonts in your presentation, please hand them on a USB stick to the technician in the presentation room. You remain the owner of the font. The fonts will be deleted after your presentation.

Most modern video formats are supported, for example all standards (*.wmv, *.mpg, *.avi), that can be played from standard MS Windows 10 installed computers with Windows Media Player. Additionally, MOV, DivX, MPEG-4 und H.264 video formats can be played, too. If you have embedded videos in your presentation, please ensure you have all of your linked file folders on your USB.

Macintosh users are requested to bring an already converted version of their presentation.

Technical Equipment

The conference rooms include a projector, a screen, microphones, a presentation computer (with MS Office, LibreOffice, Adobe Acrobat Reader, Firefox), Wi-Fi and wired Internet access.

For technical and efficiency reasons, we kindly ask you to use the presentation computer provided in the room.

If you need to present from your own laptop and/or have any special technical requirements for your presentation, please let us know by **Monday, April 15, 2024** at the latest. Macintosh users are asked to bring their own HDMI adapters.

Presentation Slides Upload

Please upload your final presentation material (**one file that includes all panelists slides**). We strongly encourage you to upload your final Presentation Slides in PDF format (max. 25 MB).

File 1:

Presentation Slides

No file chosen



Presentation Slides for Attendees

The slides submitted will be available to registered conference participants only within our event platform Swapcard and NOT publicly accessible.

I agree to the publication of the presentation slides within the event platform Swapcard.*

yes
 no

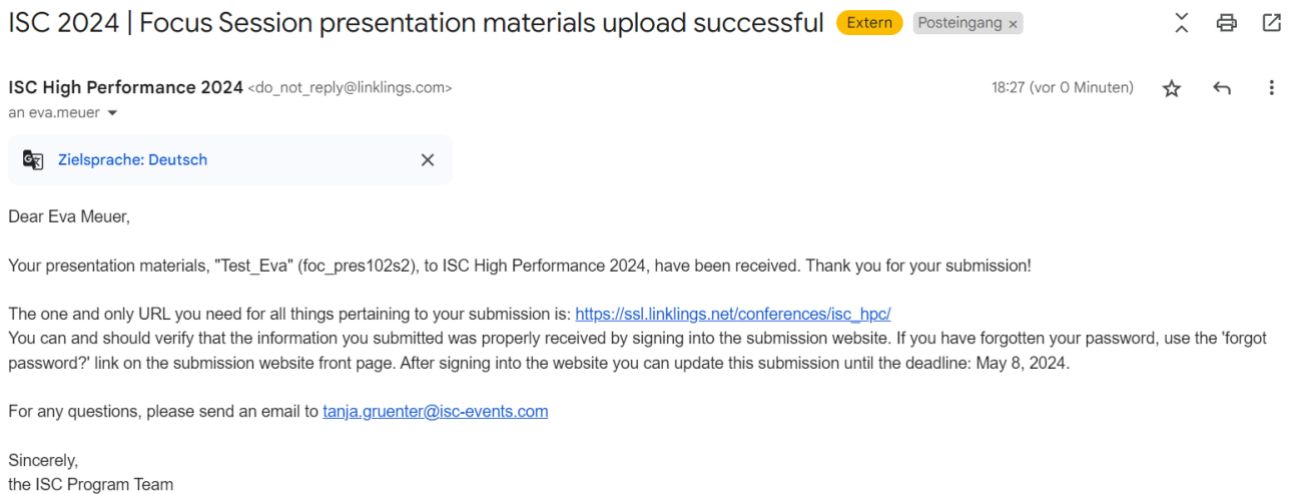
Submissions close in 112 days, 18 hours, 22 minutes.

Important Notes

- When you submit the form, wait to see if any errors are reported. If errors are not fixed, it will not be counted as submitted.
- A confirmation email will be sent to you when this submission has been received; keep this email as a receipt. If you do not get this email, it is likely that your submission has not been received. Verify that you can see it on your "My Submissions" page, and if not, resubmit. It is your responsibility to confirm that the submission has been received.
- You can update this submission until submissions close.

Found 1 error. [Click to see first one.](#)

STEP 5: After submitting your slides, you will receive a confirmation email.



STEP 6: In the Linklings portal, you will be forwarded to the “My submissions” page after submitting your Focus Session (Panel Style) slides. You can update your submission by clicking “update” next to the respective submission.



STEP 7: After updating your submission, don't forget to click “Submit” to submit the updated materials.